



Quick Operation Guide

While holding down the [DEMO/SONG] and/or [METRONOME] button, press the highlighted keys shown below to select preset songs or set parameters. (Refer to the diagram 1 / 2 / 3 below.)

1




Preset Song



A-1 B-1 C0 D0 E0 F0 G0 A0 B0 C1 D1 E1 F1 G1 A1 B1 C2 D2 E2 F2 G2 A2 B2 C3 D3 E3 F3 G3 A3 B3 C4 D4 E4 F4 G4 A4 B4 C5 D5 E5 F5 G5 A5 B5 C6 D6 E6 F6 G6 A6 B6 C7

2



Metronome Volume

Metronome Time Signature

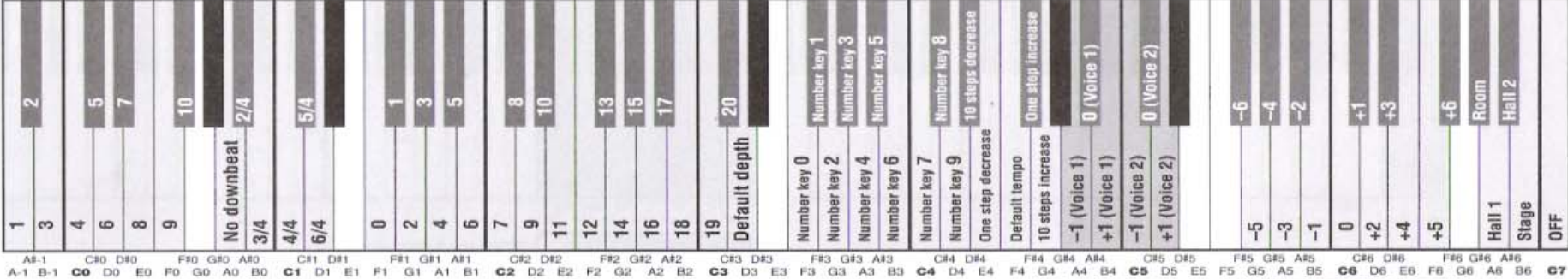
Reverb Depth

Metronome / Preset Song Tempo

Dual Octave Setting



Dual Balance

Reverb Type



A-1 B-1 C0 D0 E0 F0 G0 A0 B0 C1 D1 E1 F1 G1 A1 B1 C2 D2 E2 F2 G2 A2 B2 C3 D3 E3 F3 G3 A3 B3 C4 D4 E4 F4 G4 A4 B4 C5 D5 E5 F5 G5 A5 B5 C6 D6 E6 F6 G6 A6 B6 C7

3

 + 

MIDI Transmit Channel

Transpose

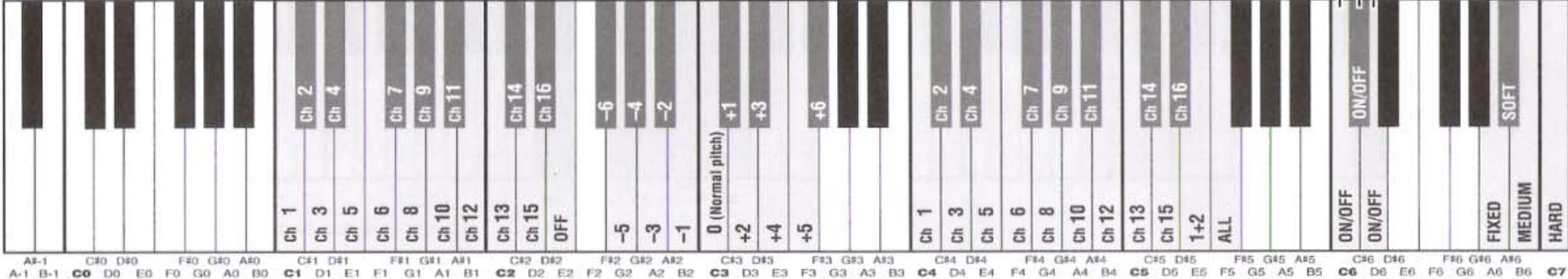
MIDI Receive Channel

Local Control

Program Change

Control Change

Touch Sensitivity



A-1 B-1 C0 D0 E0 F0 G0 A0 B0 C1 D1 E1 F1 G1 A1 B1 C2 D2 E2 F2 G2 A2 B2 C3 D3 E3 F3 G3 A3 B3 C4 D4 E4 F4 G4 A4 B4 C5 D5 E5 F5 G5 A5 B5 C6 D6 E6 F6 G6 A6 B6 C7